

## Connect Online with Voice and Video

There are many services available that allow you to make voice and video calls for free over a Wi-Fi connection including: Skype, WhatsApp, Facetime, and Google Hangout. It can be challenging to choose the service that is right for you. A good rule of thumb is to use the service that the least tech-comfortable person in your family or circle of friends prefers.

All four services

- Require a high-speed Internet connection to work
- Use cellular data when not on a wireless network
- Require speakers and microphone (either built-in to your device or separate)
- Require a webcam (either built-in or separate) to make video calls
- Cannot be used to call 911 or other emergency services

### Voice & Video Calling Services



- FREE way to make local, national, and international calls
- Can be used on desktop computers, smart phones, and other mobile devices
- Can be used to make phone calls, video calls, group calls
- Interactions are encrypted unless they involve the phone network (PSTN)



- FREE way to make local, national, and international calls
- Can be used on desktop computers and smart phones; iPad and iPod Touch are not supported
- Can be used for text messaging, voice and video calls
- Offers end-to-end encryption



- FREE way for users newer iOS devices (iPhone 4 or later; iPad 2 or later; iPod 4th generation or later) to make local and long distance calls with other users with newer iOS devices
- Can only be used on mobile Apple devices
- Can be used for two-way voice and video calls
- Offers end-to-end encryption



- FREE way to make calls within Canada and the US
- Can be used on desktop computers, smart phones, and other mobile devices
- Can be used to make phone calls, video calls, group calls
- Data is encrypted in transit only; this means Google has access to your data

## Activity 1: Making an Informed Choice of Service Provider

1. If you have an **Android** device, which service(s) are not available to you?
2. If you want to make an **international call** to Iran, which service will charge you?
3. If making **group calls** is important, which service(s) are best for you?
4. If **encryption** is a priority for you, which service(s) are most secure?

## Activity 2: Creating an Account

1. If you have an account with Google (Gmail, YouTube), you already have access to \_\_\_\_\_
2. If you have an Apple ID, you don't need an additional account to access \_\_\_\_\_
3. If you already have a @hotmail.com account or @outlook.com account, you have a \_\_\_\_\_ account. If you don't you can sign up at \_\_\_\_\_
4. No matter what email accounts you have, you need to specifically create an account with this service \_\_\_\_\_

## Making Voice and Video Calls



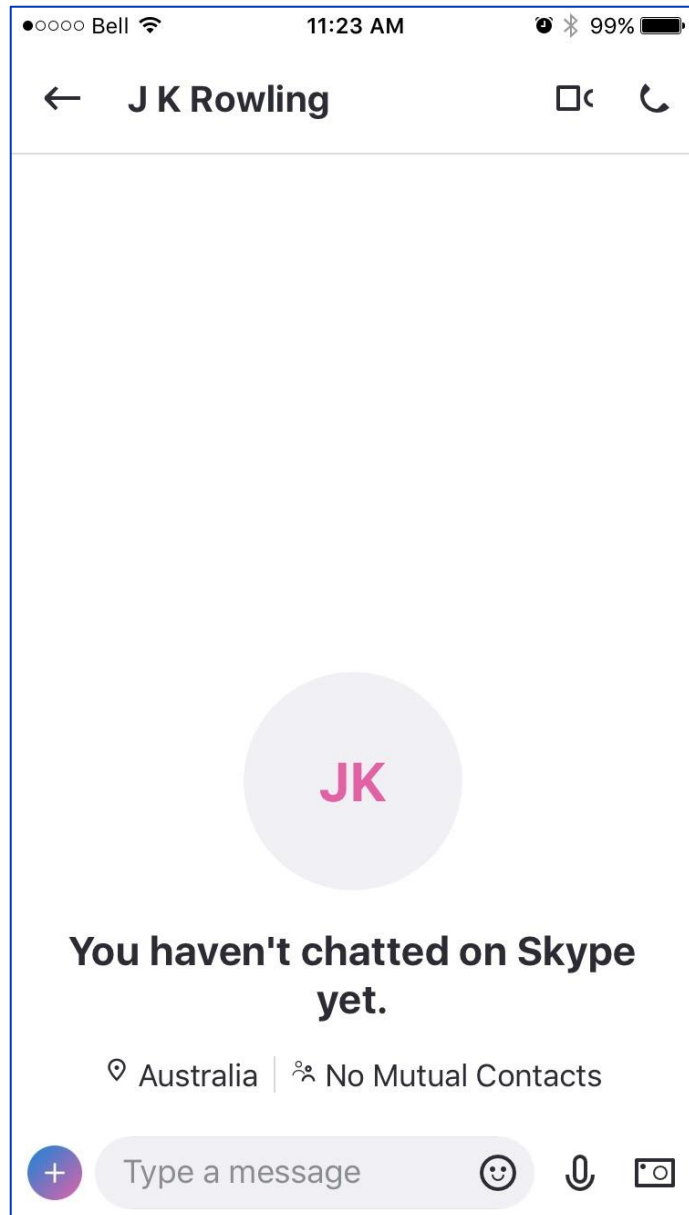
Skype

What would you tap to make a **voice call**?

What would you tap to make a **video call**?

Where does this particular J K Rowling live?

If you wanted text J K, how would you do it? How would you add a photo to your message?





## WhatsApp

On **WhatsApp**, you can place a voice or video call by tapping this icon at the top of the screen.

What would you tap to place a **voice call**?

What would you tap to place a **video call**?

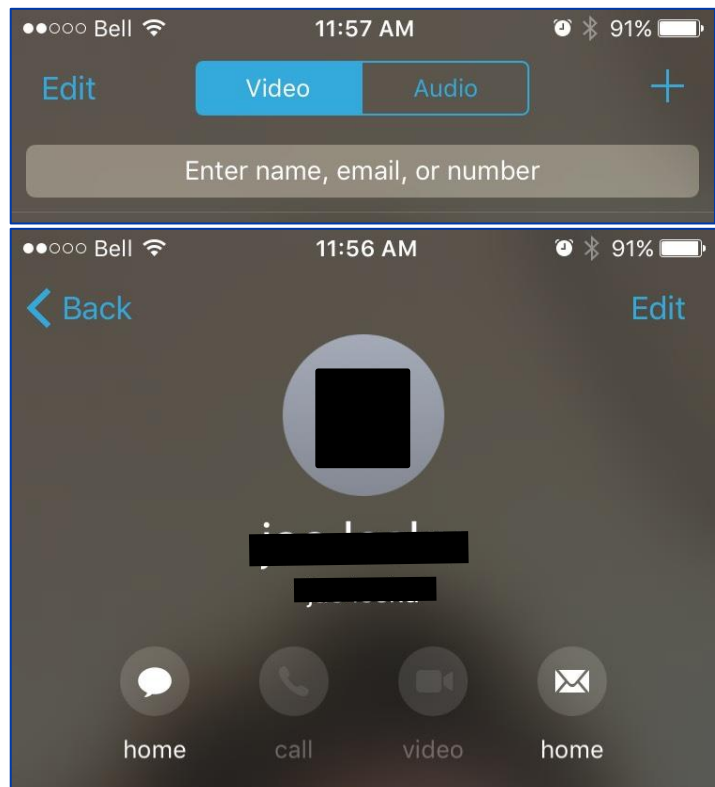
What does the status “Hey there! I am using WhatsApp.” mean?



## Facetime

To start a **Facetime** call, simply enter the name, email address, or phone number of the iOS user you'd like to Facetime.

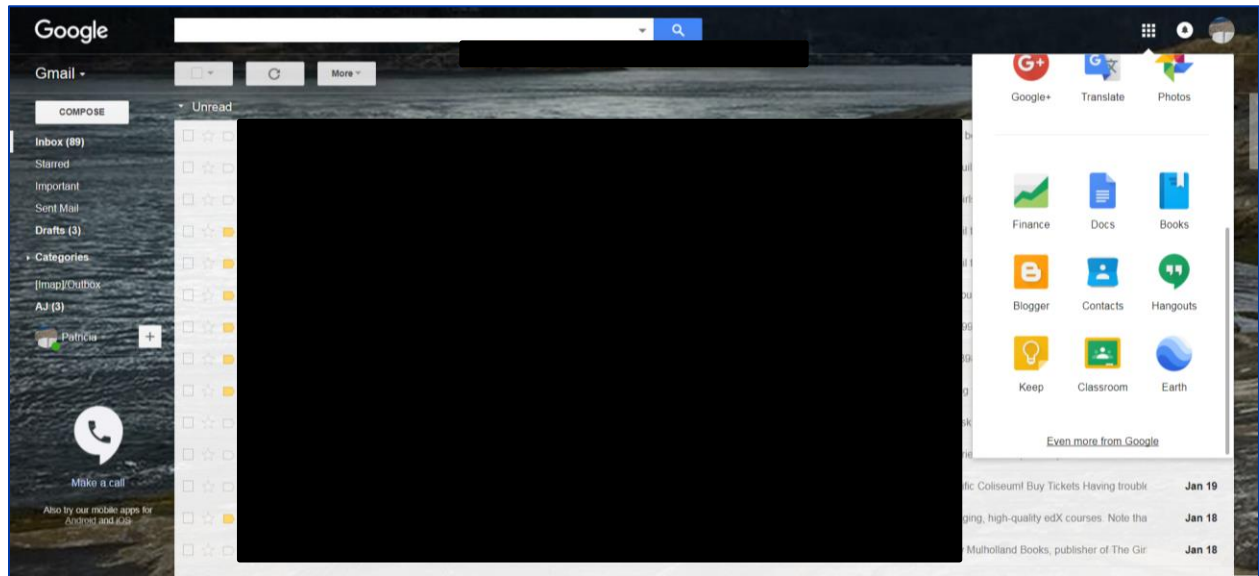
Is this contact on an **Apple device**? How can you tell?



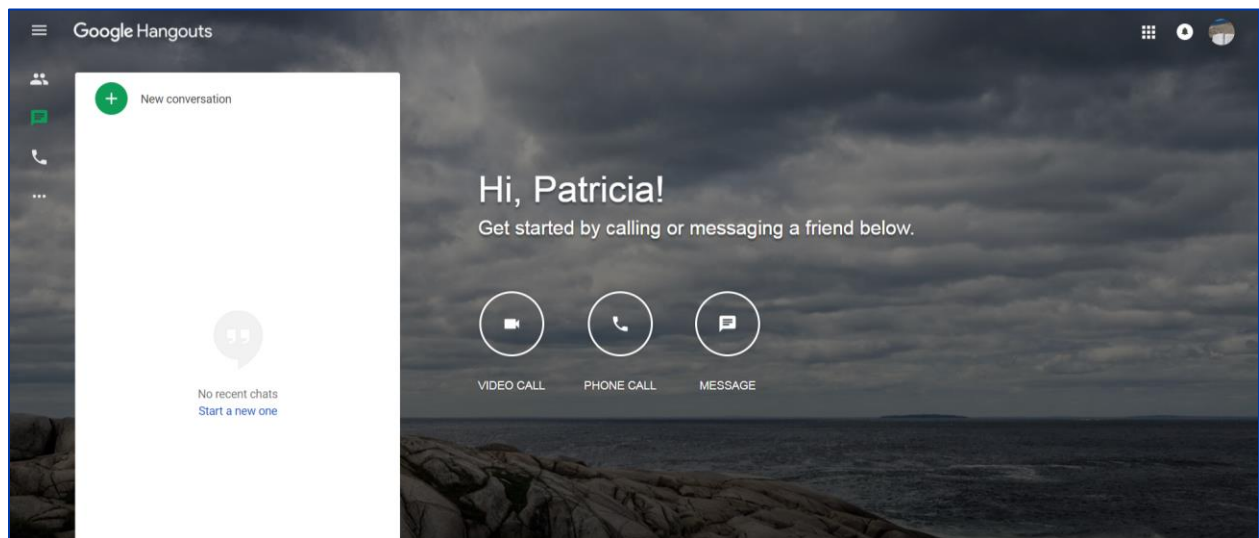


## Google Hangouts

From your Gmail account, you have two ways to access Google Hangouts. What are they?



If you click on the Google Hangouts app, you'll be taken to a new tab (below). How can you make a call from this screen?



## Learn More

- Lynda.com courses:
  - Visit <https://www.westvanlibrary.ca/research-learn/learn/online-courses-lectures>
  - Click on “Lynda.com” and enter in your library barcode and PIN
  - You can also download the Lynda.com app. Under the “Organization” tab type in westvanlibrary.ca and click on Login. You’ll be taken out of the app to login through the website with your library card number and PIN. Use the app like you would the website, or download videos for offline viewing.
  - **Search for** “Skype”, “WhatsApp”, “Facetime”, and “Google Hangouts”
- GCFlearnFree tutorials:
  - Visit <https://www.gcflearnfree.org/>
  - **Search for** “Skype”, “WhatsApp”, “Facetime”, and “Google Hangouts”
- Library books:
  - Skype: 004.696
  - iPad/iPhone: 004.1675/004.167508

**For more information contact the Community Computing Centre 604.925.7405 or [tech@westvanlibrary.ca](mailto:tech@westvanlibrary.ca)**